

Short communication

Correlation between local strain and cycle-life performance of AlPO₄-coated LiCoO₂ cathodes

Byoungsoo Kim^a, Joon-Gon Lee^a, Myungsuk Choi^a, Jaephil Cho^b, Byungwoo Park^{a,*}

^a School of Materials Science and Engineering, Research Center for Energy Conversion and Storage, Seoul National University, Seoul, South Korea

^b Department of Applied Chemistry, Kumoh National Institute of Technology, Gumi, South Korea

Received 21 July 2003; accepted 29 August 2003

Abstract

AlPO₄-coated LiCoO₂ cathodes display improved cycle-life performance compared with bare LiCoO₂. This is attributed to suppression of cobalt dissolution from the cathodes by the AlPO₄-nanoparticle coating. Dissolution of cobalt during cycling with a charge cut-off voltage of 4.6 V leads to structural degradation, and induces a non-uniform distribution of local strain in the cathodes. The strain in coated samples is significantly reduced after 50 cycles, and is correlated with the enhanced cycle-life performance.

© 2003 Elsevier B.V. All rights reserved.

Keywords: AlPO₄-nanoparticle coating; LiCoO₂; Local strain; Battery; Cycle-life

1. Introduction

LiCoO₂ has a hexagonal α -NaFeO₂ layered structure ($R\bar{3}m$), which is based on a close-packed network of oxygen atoms with alternating Li and Co planes. This material is used as a cathode material in commercial Li-ion batteries due to its excellent electrochemical properties. It has been reported, however, that LiCoO₂ experiences serious capacity loss during cycling above 4.3 V [1,2]. This behaviour results from electrolyte decomposition [3], structural degradation of cathode [4,5], and Co dissolution [6]. During de-lithiation of Li_xCoO₂, the *c*-axis expands up to $\sim 2.6\%$ at $x \cong 0.5$ (~ 4.2 V vs. Li). In addition, the phase changes at ~ 4.5 V with $\sim 3\%$ contraction [7]. The structural changes with lithium concentration correlate with the observed electrochemical performance. Amatucci et al. [6,7] have suggested that the phase change at ~ 4.5 V is sufficiently large to cause mechanical stresses among the grains. This electrochemical grinding coupled with Co dissolution and structural degradation by lithiation/de-lithiation, results in capacity loss. Even with ~ 1 wt.% Co loss in LiCoO₂, the capacity retention significantly decreases to only $\sim 10\%$ after 25 cycles [6].

Recently, Cho et al. [8] have suggested that an AlPO₄-nanoparticle coating on the LiCoO₂ surface improves the thermal stability and electrochemical performance of LiCoO₂ cathodes at high voltages (≥ 4.3 V). High-resolution transmission electron microscopy (TEM) confirmed that the nanoscale layer (~ 15 nm) was coated homogeneously over the LiCoO₂ surface, and consisted of randomly oriented AlPO₄ nanoparticles with an average diameter of ~ 3 nm. In this communication, it is shown that capacity fading of LiCoO₂ cathode material during cycling with a charge cut-off voltage of 4.6 V is correlated with a non-uniform distribution of local strain induced by repeating lithiation/de-lithiation and Co dissolution. The AlPO₄-nanoparticle coating provides a fundamental solution for capacity fading and thermal instability at a high charge cut-off voltage.

2. Experimental

Al(NO₃)₃·9H₂O (3 g) and (NH₄)₂HPO₄ (1 g) were dissolved in distilled water until a white suspension of AlPO₄ nanoparticles was obtained. LiCoO₂ powders (with an average particle size of ~ 10 μ m) were then slowly added to the coating solution and mixed until the final viscosity of the slurry reached ~ 100 P. The weight ratio of AlPO₄ and LiCoO₂ was 1:99. Subsequently, the slurry was poured into a tray, dried in an oven for 6 h at 130 °C, and annealed at 400, 600, or 700 °C for 5 h in a furnace. The

* Corresponding author. Tel.: +82-2-880-8319; fax: +82-2-883-8197.
E-mail addresses: jpcho@kumoh.ac.kr (J. Cho), byungwoo@snu.ac.kr (B. Park).

electrolyte used was 1 M LiPF_6 with ethylene carbonate/diethyl carbonate/ethyl-methyl carbonate (EC/DEC/EMC: 30/30/40 vol.%). Cycling tests of the coin-type half cells (Li as an anode) were performed between 4.6 and 3 V with 0.1 C for the first and second cycles, 0.2 C for the third cycle, 0.5 C for the fourth cycle, and 1 C for the subsequent cycles ($1\text{ C} = 140\text{ mA g}^{-1}$). Co dissolution from the bare and coated LiCoO_2 cathodes was measured by inductively coupled plasma-atomic emission spectroscopy (ICP-AES). The electrolytes for measuring Co dissolution were obtained from the cycled cells using the centrifugal separation method. The local strain was characterised by X-ray diffraction (XRD) (M18XHF-SRC, MAC Science) using $\text{Cu K}\alpha$ radiation.

3. Results and discussion

The cycle-life performance of the bare and AlPO_4 -coated LiCoO_2 cathodes is shown in Fig. 1 (a). The coated sample annealed at 400°C has a lower initial discharge capacity than

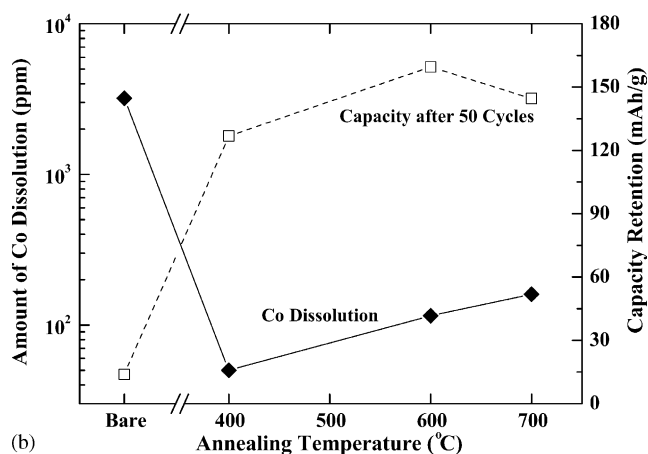
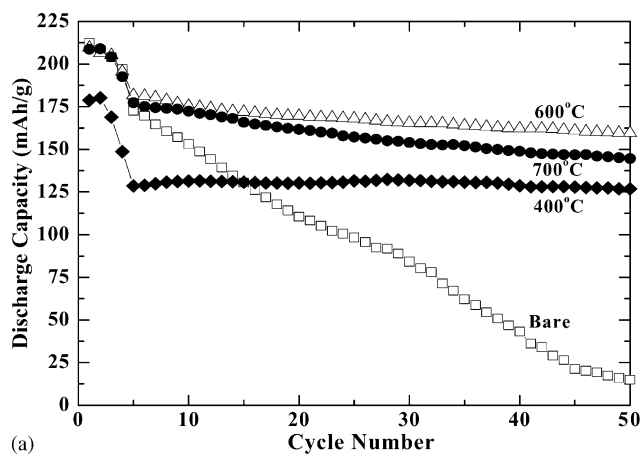


Fig. 1. Plots of: (a) cycle-life performance in coin-type half cells (Li as an anode) using bare and AlPO_4 -coated LiCoO_2 up to 50 cycles between 4.6 and 3 V; (b) amounts of Co dissolution and capacity retention as a function of annealing temperature.

even the bare sample. As the annealing temperature is increased, a solid-state electrolyte layer may easily be formed [9]. Because of the insulating nature of AlPO_4 , the nanoscale ($\sim 15\text{ nm}$) coating layer needs to be in the optimum condition [5,8,9]. The initial discharge capacity of the samples annealed at 600 or 700°C is higher than that obtained from a sample with 400°C annealing. Nevertheless, the coated cathode annealed at 400°C still exhibits a capacity retention after cycling which is superior to the bare counterpart with a 4.6 V charge (Fig. 1 (b)). Moreover, Co dissolution from the coated cathodes after 50 cycles is reduced significantly compared with the bare sample. Based on these results, the capacity retention may correlate with suppression of Co dissolution by the AlPO_4 -nanoparticle coating layer. Co dissolution accompanies a non-uniform distribution of local strain as a result of structural degradation, such as point defects, non-stoichiometry, dislocations, stacking faults, etc. Therefore, this study has attempted to correlate the cycle-life performance with the local strain in the cathode material.

Representative XRD patterns of bare and coated cathodes after 50 cycles with a charge cut-off voltage of 4.6 V as shown in Fig. 2. To investigate the structural changes after cycling, five peaks ((003), (101), (104), (015) and (018)) were fitted from the patterns. Peak-broadening may be associated with either the microstructural defects or a non-uniform distribution of local strain [10,11]. Peak widths Δk (full width at half maximum) were fitted for each peak with a scattering vector $k = (4\pi/\lambda) \sin\theta$ using a double-peak Lorentzian function for $K\alpha_1$ and $K\alpha_2$. The effective grain size estimated from the intercept at $k = 0$ does not show any systematic changes due to the large error range in the fitting process. To remove the instrumental-broadening effect in the diffraction patterns, a resolution function has been obtained from the diffraction of Si crystals.

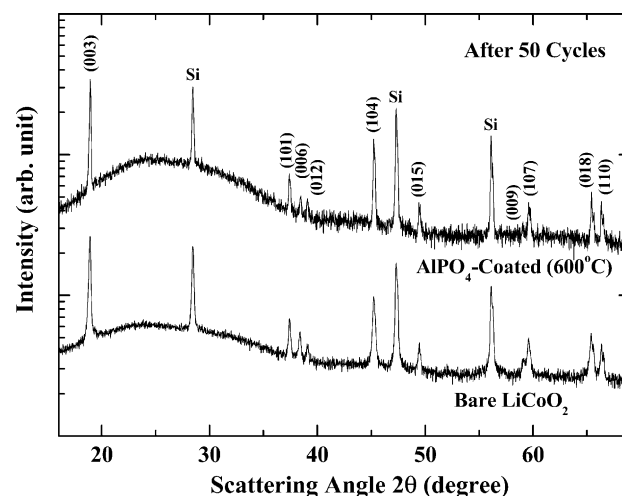


Fig. 2. Representative XRD patterns of the bare and AlPO_4 -coated (annealed at 600°C) LiCoO_2 cathodes after 50 cycles with a 4.6 V cut-off voltage.

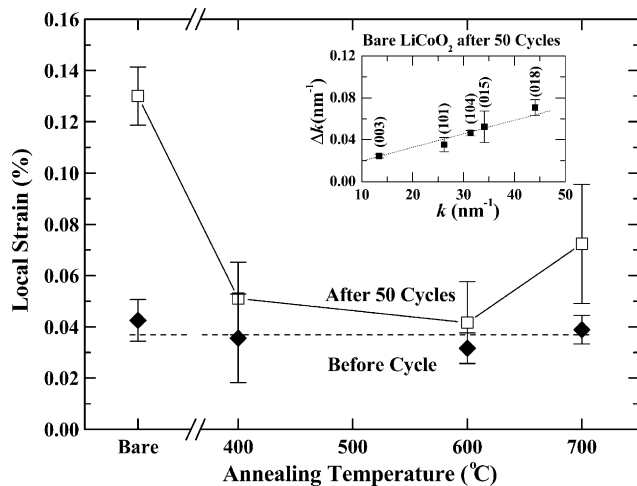


Fig. 3. Plots of local strain before and after cycling as a function of annealing temperature. Inset shows Δk vs. k plot for bare LiCoO₂ after 50 cycles with 4.6 V cut-off voltage; the slope of the linear-fitted function (dotted line) describes non-uniform distribution of local strain in the sample.

The relationship between Δk and k can be described as follows:

$$\Delta k = \frac{\Delta d}{d}k + K\frac{2\pi}{D} \quad (1)$$

where $\Delta d/d$ is the non-uniform distribution of local strain in the cathode, and D is the effective grain size suggested by Scherrer, with a shape factor K of approximately 1 [12]. The local strain in the cathodes before and after cycling with a charge cut-off voltage of 4.6 V as a function of the annealing temperature, is shown in Fig. 3. The inset is a representative Δk vs. k plot in the bare sample measured at 3 V after 50 cycles. The local strain in the cathodes can be estimated from the slope of a Δk vs. k plot after subtraction of the resolution function ($\Delta k_{\text{res}} = 0.076 - 0.00033k$ (nm⁻¹)). All the cathodes before cycling have a similar local strain of ~0.04%. The local strain in the bare sample after 50 cycles increases approximately by a factor of 3. By contrast, the strain in the coated samples is effectively prevented after cycling even with a charge cut-off voltage of 4.6 V. The analysis of local strain in Fig. 3 clearly demonstrates that the AlPO₄-nanoparticle coating effectively suppresses the structural degradation caused by Co dissolution, and thereby prevents capacity fading of the cathode during cycling even at such a high charge cut-off voltage of 4.6 V.

4. Conclusion

In conclusion, an AlPO₄-nanoparticle coating of LiCoO₂ induces an enhanced cycle-life performance and suppresses Co dissolution from cathodes, compared with a bare counterpart. Analysis of local strain by the Scherrer equation shows that the AlPO₄-nanoparticle coating on the LiCoO₂ surface effectively suppresses any non-uniform distribution of local strain in the coated samples. Therefore, the AlPO₄ coating makes it possible to improve the cycle-life performance in the cathodes even at a charge cut-off voltage of 4.6 V. Further studies are needed, however, to systematically correlate the electrochemical properties with the more detailed microstructure of the LiCoO₂ cathode and the nanoscale-coating layer.

Acknowledgements

This work was supported by the Kumoh National Institute of Technology, by the Center for Nanostructured Materials Technology under the 21C Frontier Programs of the Ministry of Science and Technology and by KOSEF through the Research Center for Energy Conversion and Storage at Seoul National University.

References

- [1] A. Van der Ven, M.K. Aydinol, G. Ceder, *J. Electrochem. Soc.* 145 (1998) 2149.
- [2] E. Plichta, S. Slane, M. Uchiyama, M. Salomon, D. Chua, W.B. Ebner, H.W. Lin, *J. Electrochem. Soc.* 136 (1989) 1865.
- [3] D.D. MacNeil, J.R. Dahn, *J. Electrochem. Soc.* 149 (2002) A912.
- [4] H. Wang, Y.-I. Jang, B. Huang, D.R. Sadoway, Y.-M. Chiang, *J. Electrochem. Soc.* 146 (1999) 473.
- [5] J. Cho, Y.-J. Kim, T.-J. Kim, B. Park, *Angew. Chem. Int. Ed.* 40 (2001) 3367.
- [6] G.G. Amatucci, J.-M. Tarascon, L.C. Klein, *Solid State Ionics* 83 (1996) 167.
- [7] G.G. Amatucci, J.-M. Tarascon, L.C. Klein, *J. Electrochem. Soc.* 143 (1996) 1114.
- [8] J. Cho, Y.-W. Kim, B. Kim, J.-G. Lee, B. Park, *Angew. Chem. Int. Ed.* 42 (2003) 1618.
- [9] Y.J. Kim, H. Kim, B. Kim, D. Ahn, J.-G. Lee, T.-J. Kim, D. Son, J. Cho, Y.-W. Kim, B. Park, *Chem. Mater.* 15 (2003) 1505.
- [10] Y. Kim, J. Oh, T.-G. Kim, B. Park, *Appl. Phys. Lett.* 78 (2001) 2363.
- [11] T. Kim, J. Oh, B. Park, K.S. Hong, *Appl. Phys. Lett.* 76 (2000) 3043.
- [12] B.E. Warren, *X-ray Diffraction*, Addison-Wesley, Reading, MA, 1969.